

NORTH MIDDLESEX REGIONAL SCHOOL DISTRICT

Spaulding Memorial School

AN EARLY CHILDHOOD EDUCATION CENTER

1 Whitcomb Street
Townsend, MA 01469
Tel: 978-597-0380
Fax: 978-597-0386



Miss Becky Janda
Principal

Ms. Kate Guziejka
Assistant Principal

Mr. Aaron VanDeKoppel
Guidance Counselor

Mrs. Cheryl Wozniak
School Secretary

December 14, 2017

Dear Parent or Guardian:

We are pleased to provide a copy of our school's report card. It contains information about school and district accountability, achievement, our students and teachers, and other important measures of school performance.

The first page of the report card contains important accountability information:

Accountability and Assistance Levels: Schools and districts are placed into one of five accountability and assistance levels (1-5), with the highest rating being Level 1 and lowest rating being Level 5. Our school has been given an accountability designation of "no level" because students in our school participated in the 2017 Next-Generation MCAS tests.

The second page of the report card provides information about the students and teachers in our school as compared to the district and the state. Also included are other important measures of school performance, such as attendance, suspension rates, and high school performance.

To improve student performance in our school, we are analyzing the data available from the spring 2017 testing so our students are prepared for the 2018 tests. We encourage you to become involved in helping us improve our school.

Some of the ways you can become involved are:

- Encouraging your child's learning at home
- Attending parent-teacher meetings and other special meetings
- Serving as a volunteer in our school or district
- Encouraging other parents to become involved

Finally, if your child attends a school that receives federal Title I funds, you also have the right to request the following information about the qualifications of your child's classroom teachers:

- Whether your child's teacher is licensed in the grade levels and subject areas they teach
- Whether your child's teacher is teaching under an emergency license or waiver
- The college degree and major of your child's teacher
- Whether your child is provided services by paraprofessionals and, if so, their qualifications

For more information about what we are doing to improve student achievement or to request information about the qualifications of your child's classroom teachers, please feel free to contact us at bjanda@nmrsd.org. For a full copy of this report card, or to see report cards for other schools, visit profiles.doe.mass.edu.

Sincerely,

Ms. Becky Janda

Ms. Becky Janda



2017 Massachusetts School Report Card Overview SPAULDING MEMORIAL (07350005)

North Middlesex Public School District (07350000)
Becky Janda, Principal
Grades Served: K,01,02,03,04

1 Whitcomb Street, Townsend, MA 01469
Phone: 978.597.0380
Website: <http://sms.nmrtd.org>

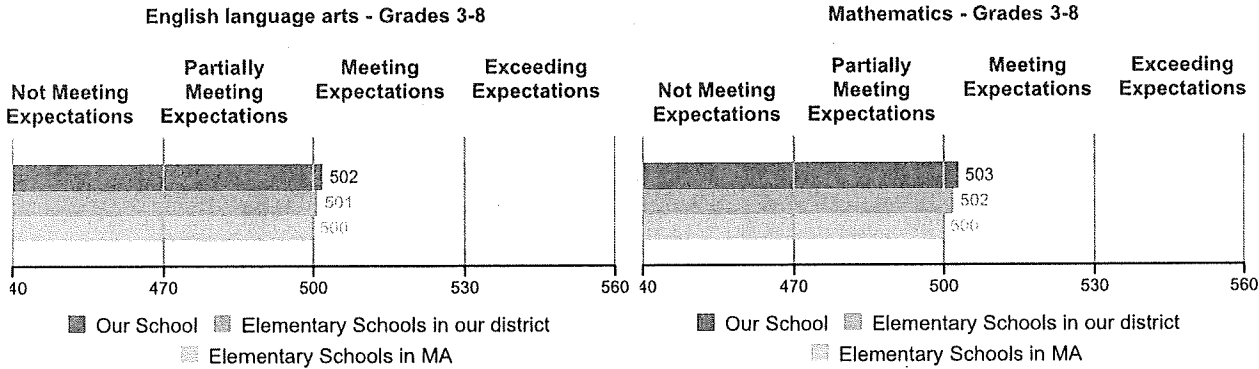
Report cards help parents/guardians and the general public see where schools and districts are succeeding and where there is still work to do. This report card overview answers important questions about our school's performance. For the full report card containing additional data contact the school's principal or visit the Massachusetts Department of Elementary and Secondary Education's website at <http://profiles.doe.mass.edu>. For more information about report card data, visit our [Profiles Help](#) page.

How is our school doing overall?

Accountability and assistance levels		School percentile
Our school	No level Students in this school participated in 2017 Next Generation MCAS tests	School percentiles (1-99) indicate how a school is performing overall compared to other schools that serve the same or similar grades. Our school's percentile is below. Lowest performing Highest performing Overall progress in narrowing gaps Massachusetts aims to reduce proficiency gaps by half between 2011 and 2017. All students - High needs students - Economically disadvantaged - Students with disabilities - English language learners & former ELLs -
Our district	No level Students in grades 3-8 participated in 2017 Next Generation MCAS tests	
Most schools are assigned a level from 1-5, with those meeting their proficiency gap-narrowing goals in Level 1 and the lowest performing in Levels 4 and 5. A district is typically assigned a level based on the level of its lowest performing school. Placing schools and districts into levels helps districts know which schools need more support, and helps the state know which districts need the most assistance. More information is available here: http://www.mass.gov/ese/accountability .		

How does our school's achievement over time compare to the district and the state?

Next Generation MCAS (Average Scaled Score)




Legacy MCAS (CPI)

The Composite Performance Index (CPI) is a number from 1-100 that represents the extent to which all students are progressing toward proficiency in a given subject. When all students demonstrate proficiency on MCAS and/or PARCC tests, the CPI will be 100. Our school's CPIs for 2014-2017 are below.

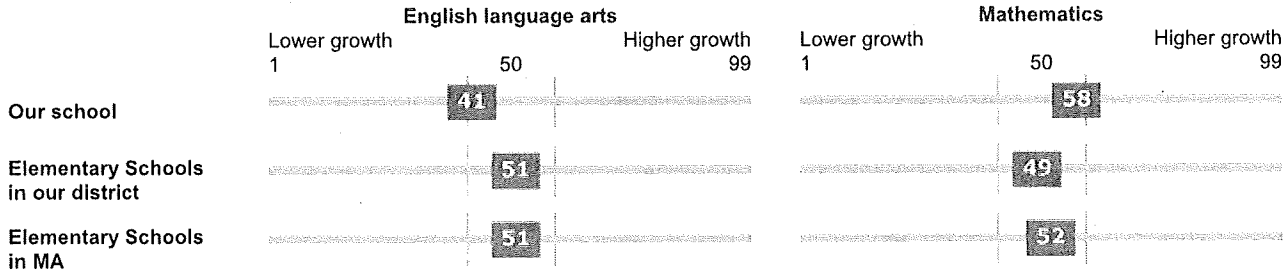
Science				
	2014	2015	2016	2017
Our school	-	-	-	-
Elementary Schools in our district	-	-	-	-
Elementary	-	-	-	-

Schools in MA



How does our school's growth compare to the district and the state?

Transitional Student Growth Percentiles (SGPs) measure gains in student achievement from year to year. SGPs between 40 and 60 represent moderate growth. Our school's median SGPs for 2017 are below. (Note: Growth values are truncated.)



How does our school's enrollment compare to the district and the state?

Total enrollment	Our school	Our district	Our state
	427	3,106	953,748
By high needs population	Our school	Elementary Schools in our district	Elementary Schools in MA
	# %	# %	# %
Economically disadvantaged students	96 22.5	259 21.5	112,788 32.1
Students with disabilities	66 15.5	239 19.8	55,388 15.8
English language learners	15 3.5	15 1.2	41,478 11.8

How do our school's teachers and classrooms compare to the district and the state?

General information	Our school	Elementary Schools in our district	Elementary Schools in MA
Teachers (#)	35.0	100.1	25,393.9
Core academic classes taught by highly qualified teachers (%)	100.0	100.0	97.5
Average class size (#)	20.6	21.1	19.5
Student : teacher ratio	12.2 to 1	12.0 to 1	13.7 to 1

How is our school doing on other important measures?

Attendance	Our school	Elementary Schools in our district	Elementary Schools in MA
2017 Attendance rate (%)	95.6	95.7	95.4
2017 Average days absent per student (#)	7.6	7.5	7.9
2017 Chronic absenteeism rate (%)	6.7	6.7	9.8

Discipline

2017 In-school suspension rate (%)	-	0.0	0.5
2017 Out-of-school suspension rate (%)	-	0.1	0.9


High school completion

	Our school	Our district	Our state
2015 5-year graduation rate (%)	-	94.5	89.4
2016 4-year graduation rate (%)	-	92.8	87.5
2016 annual dropout rate (%)	-	0.6	1.9
2015 graduates attending institutions of higher education* (%)	-	83.3	75.9
2017 12th graders taking 1+ Advanced Placement courses (%)	-	53.9	41.4
2017 Advanced Placement tests with scores of 3 or higher (%)	-	55.4	65.7

2017 SAT average score - Reading	-	-	-
2017 SAT average score - Writing	-	-	-
2017 SAT average score - Math	-	-	-
2016 MassCore** - Completing a rigorous course of study (%)	-	100.0	77.4

**Postsecondary enrollment data includes any student enrolling in an institution of higher education within 16 months of earning a high school diploma*

***MassCore: 4 years of English & math, 3 years of history & lab-based science, 2 years of a foreign language, 1 year of arts & 5 additional "core" courses*



To view our school's full report card, visit <http://profiles.doe.mass.edu>. For more information about report card data, visit our [Profiles Help](#) page.
Published by the Massachusetts Department of Elementary and Secondary Education